




说明	简图	型号									
<p>与额定截面积相同的贯通端子的轮廓与厚度相一致；</p> <p>接地端子可直接与贯通端子相邻排列。当接地端子卡入导轨时就会自动与导轨电气相连；导轨即为接地总线；可标识，保证了导线与回路的归属关系清晰易辨。</p> <p>Return-pulling type spring landing terminal owns following properties: with the same rated section area, the landing terminal could be laid close next to through terminal directly, when the landing terminal is plugged into track, it would be electrically connected with guide track automatically, and the track is landing bus. The identification property ensures that the ownership relationship of lead and circuit is clear to distinguish.</p>		<p>JUT3-4/1-2PE</p> <p>厚/宽  高 6.2/71.5/36.5</p> <p>Thickness/width  Height</p> <table><tr><td>刚性导线(mm²)</td><td>柔性导线(mm²)</td><td>I</td></tr><tr><td>Rigid cable</td><td>Soft cable</td><td>(A)</td></tr><tr><td>AWG:24-10</td><td>0.5-6</td><td>0.5-4 41</td></tr></table> <p>IEC 60947-7-1</p>	刚性导线(mm²)	柔性导线(mm²)	I	Rigid cable	Soft cable	(A)	AWG:24-10	0.5-6	0.5-4 41
刚性导线(mm²)	柔性导线(mm²)	I									
Rigid cable	Soft cable	(A)									
AWG:24-10	0.5-6	0.5-4 41									